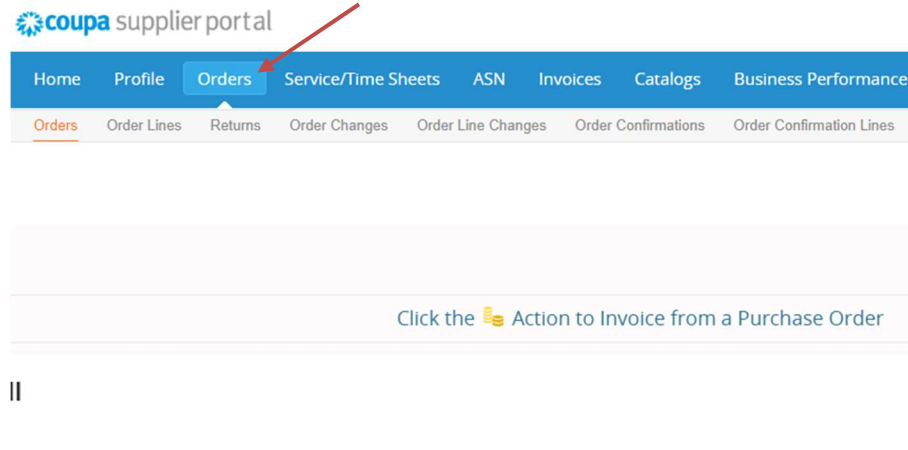


Quick Reference Guide – Supplier Creating a Credit

How to Create a Credit in the Coupa Supplier Portal

1. Find the Purchase Order

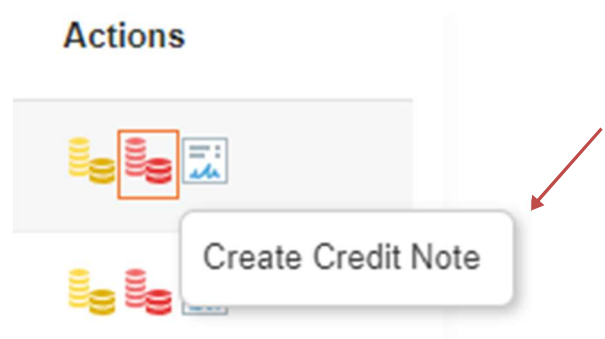
- a. Click on the Orders tab and find the PO number.



PO Number	Order Date	Status	Acknowledged At	Items
7600065070	07/26/23	Issued	None	10 Each of Test PO 072623

2. Click on the icon to create a credit note

PO Number	Order Date	Status	Acknowledged At	Items	Unanswered Comments	Total	Assigned To	Actions
7600065070	07/26/23	Issued	None	10 Each of Test PO 072623	None	100.00	None	[Icon] [Icon] [Icon]
7600065023	06/23/23	Issued	None	10 Each of Testing Order Date Confirmations	None	10.00	None	[Icon] [Icon] [Icon] Create Credit Note




Quick Reference Guide – Supplier Creating a Credit

How to Create a Credit in the Coupa Supplier Portal


3. Input Information

- a. Type the necessary information such as credit note number, date, item details, original invoice number and date.
 - i. Attach a file.
 - ii. Comments may be added in the Supplier Note field.

Create Credit Note [Create](#)

 **General Info**

* Credit Note #

* Credit Note Date 

Payment Term **Net Due in 30 Days - Z009**

* Currency **USD**

Status **Draft**

* Original Invoice #


* Original Invoice Date 

Image Scan No file chosen

Supplier Note

Attachments [Add File](#) | [URL](#) | [Text](#)

4. Click Calculate for any changes in quantity or price. Then Submit.

- a. Make any necessary changes to the quantity or price. Click the calculate button when done.
- b. After calculations are confirmed, click the Submit button to submit the credit note.
 - i. Note: Credit note should be a positive amount. The system automatically deducts the amount of the invoice or cancels the invoice completely.

Quick Reference Guide – Supplier Creating a Credit

How to Create a Credit in the Coupa Supplier Portal

Lines Net Total	100.00
Shipping	<input type="text"/>
Handling	<input type="text"/>
Misc	<input type="text"/>
Tax	<input type="text"/> % <input type="text"/>
Total Tax	0.00
Net Total	100.00
Total	100.00

5. Send Credit Note

- b. Click the Send Credit Note to submit the credit note.

Are You Ready to Send? X

Coupa is about to create a credit note on your behalf. Please make sure you are not attaching another credit note to this transaction as the Coupa generated PDF is your and your customer's legal credit note.